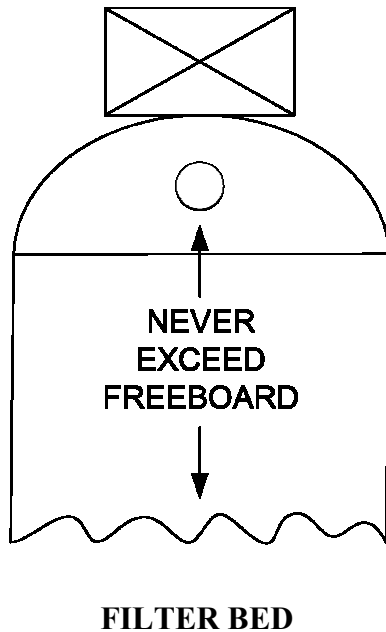
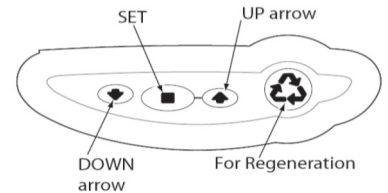


IMPORTANT FILTER RECHARGING INSTRUCTIONS 6" FREEBOARD (based on 30% bed lift)

NS UNITS



Units must be recharged with NS-Mix, a mixture of Calcite and Mag Oxide, to increase the pH of the water supply (Shipped in 50 lb. boxes)




INSTRUCTIONS

1. Close inlet and outlet stop valves located on conditioner's service piping.
2. Press and hold the Regeneration button for 5 seconds until the drive motor starts. When the drive motor stops, the display will read "C1". At this point, unplug valve.
3. Remove dome plug located near the top of the tank. (*See Drawing*)
4. Use 5/8" siphon hose (provided with unit) to remove water from dome hole.
5. If a layer of dirt or oxidized iron is directly on top of mineral bed, try to remove with siphon hose or wet-dry vac.
6. Insert yard stick into dome hole and force through the bed. This will reduce the chance of channeling.
7. Insert funnel into dome hole and pour the neutralizing media into the tank until the filter bed is 7" below the dome hole.
8. Open the inlet stop valve and allow water to flow into the tank until the water level reaches the dome hole. Close inlet stop valve.
9. Be sure that the dome hole threads are clean. Replace the dome plug into dome hole and tighten.
10. Open inlet and outlet stop valves **slowly** to their maximum position.
11. Plug the valve back in. Press the Set button and UP arrow to advance the regeneration. The display will read "C2".
12. Press the Set button and UP arrow to advance the regeneration. The display will read "C3".
13. Press the Set button and UP arrow to advance the regeneration. The display will read "C7". The unit will now rinse.
14. Once the unit is done rinsing, it the display will read "C8". The unit will now go into brine refill.
15. Once the unit is done the brine refill cycle, it will advance to service. The display will read "C0".
16. To totally regenerate the unit, press and hold the UP and DOWN arrows for 3 seconds. Unit will now regenerate.

Recharging Neutralizers should be done between 6 months & 1 year.

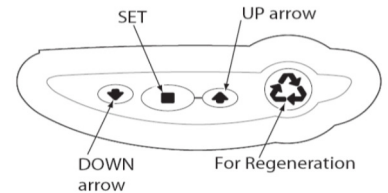
IMPORTANT FILTER RECHARGING INSTRUCTIONS 6" FREEBOARD (based on 30% bed lift)



FILTER BED

MP-NS UNITS

Units must be recharged with NS-Mix, a mixture of Calcite and Mag Oxide, to increase the pH of the water supply (Shipped in 50 lb. boxes)



INSTRUCTIONS

1. Close inlet and outlet stop valves located on conditioner's service piping.
2. Press and hold the Regeneration button for 5 seconds until the drive motor starts. When the drive motor stops, the display will read "C1". At this point, unplug valve.
3. Remove dome plug located near the top of the tank. *(See Drawing)*
4. Use 5/8" siphon hose (provided with unit) to remove water from dome hole.
5. If a layer of dirt or oxidized iron is directly on top of mineral bed, try to remove with siphon hose or wet-dry vac.
6. Insert yard stick into dome hole and force through the bed. This will reduce the chance of channeling.
7. Insert funnel into dome hole and pour the neutralizing media into the tank until the filter bed is 7" below the dome hole.
8. Open the inlet stop valve and allow water to flow into the tank until the water level reaches the dome hole. Close inlet stop valve.
9. Be sure that the dome hole threads are clean. Replace the dome plug into dome hole and tighten.
10. Open inlet and outlet stop valves **slowly** to their maximum position.
11. Plug the valve back in. Press the Set button and UP arrow to advance the regeneration. The display will read "C2".
12. Press the Set button and UP arrow to advance the regeneration. The display will read "C3".
13. Press the Set button and UP arrow to advance the regeneration. The display will read "C7". The unit will now rinse.
14. Once the unit is done rinsing, it the display will read "C8". The unit will now go into brine refill.
15. Once the unit is done the brine refill cycle, it will advance to service. The display will read "C0".
16. To totally regenerate the unit, press and hold the UP and DOWN arrows for 3 seconds. Unit will now regenerate.

Recharging Neutralizers should be done between 6 months & 1 year.